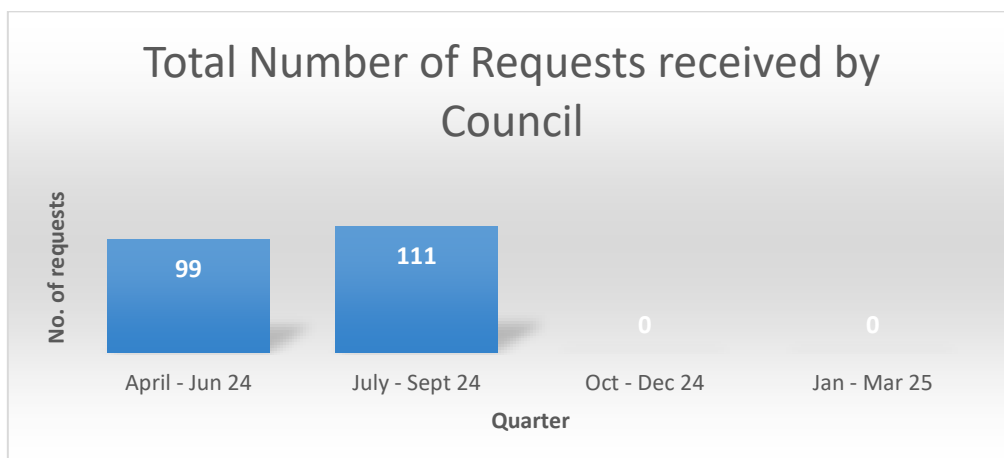
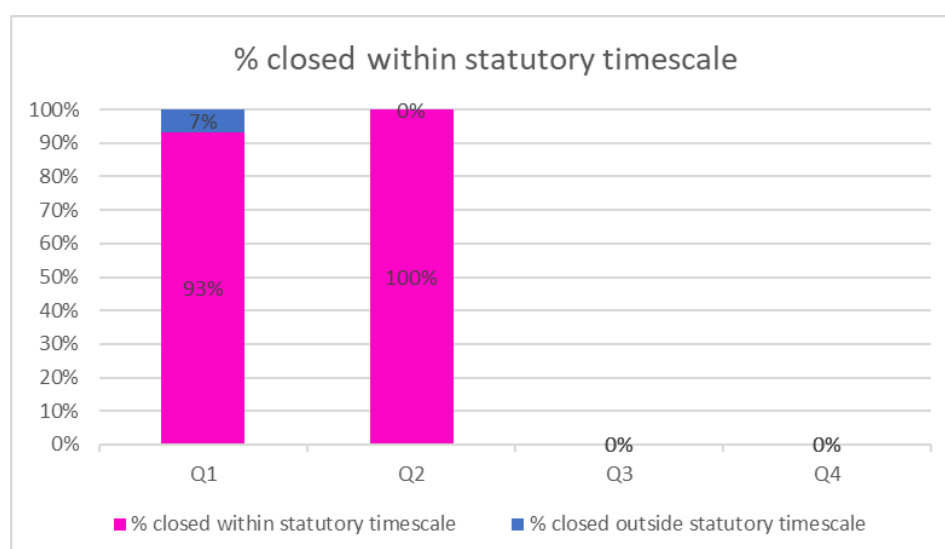


## Quarterly Report on FOI/EIR/DPA requests 2024/25

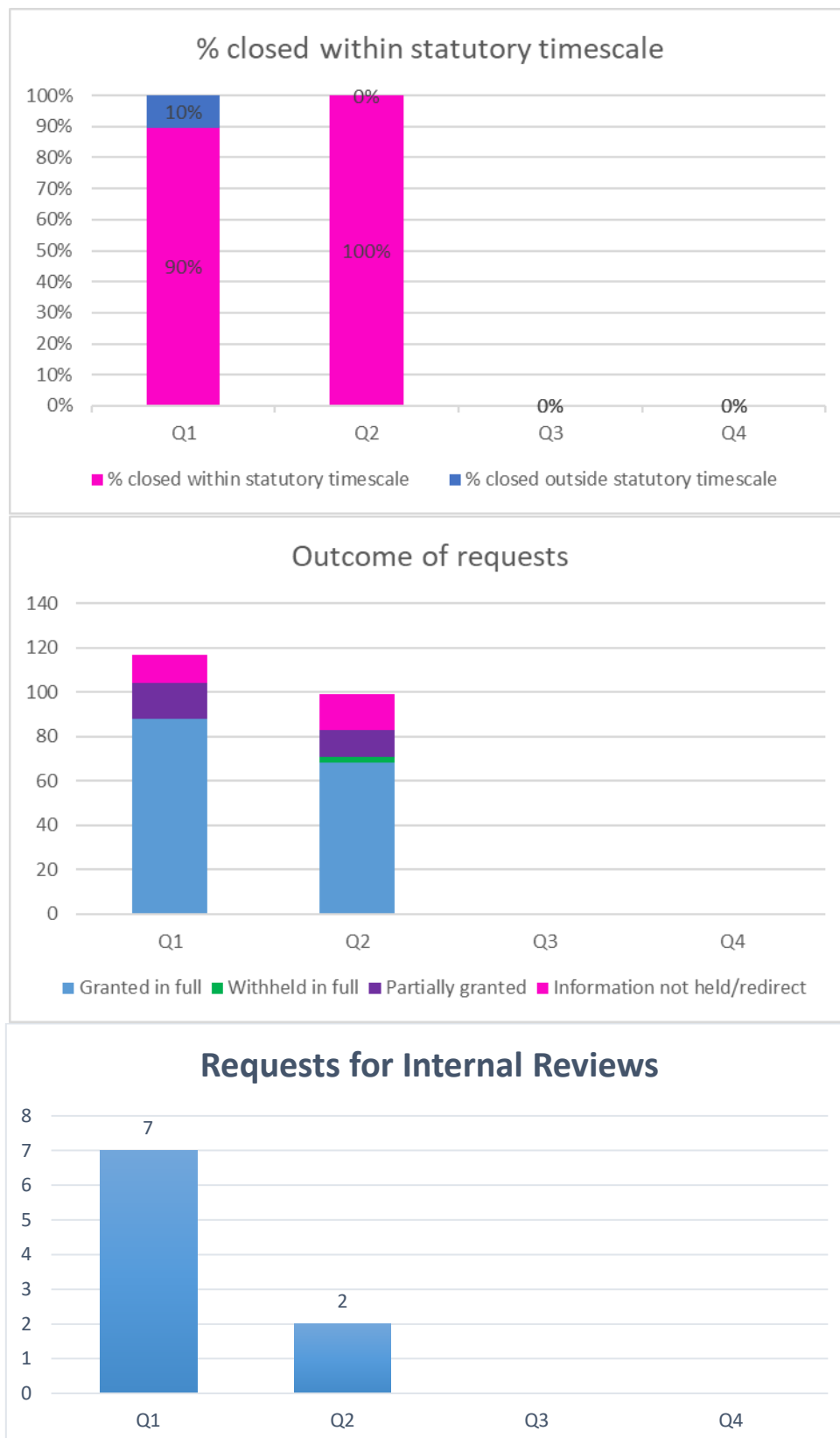
### Requests received during the quarter



Quarter	No. of FOI	No. of EIR	No. of FOI/EIR	No. of DPA/SAR	Total Requests
Apr-Jun 2024	68	29	-	2	99
July-Sept 2024	76	28	-	7	111
Oct – Dec 2024					
Jan-Mar 2025					



## Requests completed during the quarter



## Summary

<b>REQUESTS RECEIVED DURING THE QUARTER</b>		<b>Q1</b>	<b>Q2</b>	<b>Q3</b>	<b>Q4</b>
<b>1</b>	Total number of requests	99	111		
<b>2</b>	Total number of requests in the same period 2023	94	106		
<b>3</b>	Total number of completed requests	90	91		
<b>4</b>	Total requests received during the quarter and remaining open	9	20		
<b>5</b>	Total requests remaining open with permitted extensions – public interest test	0	0		
<b>6</b>	Total <b>EIR</b> requests remaining open with permitted extensions – complex and voluminous	0			
<b>7</b>	Total number of completed requests closed within statutory timescale	84 93%	91 100%		
<b>8</b>	Total number of completed requests closed outside statutory timescale	6 7%	0 0%		
<b>9</b>	Average number of days: (Total number of days taken/total number of completed requests)	9.13	8.05		
<b>10</b>	Total requests for internal reviews received during the quarter	7	1		

<b>REQUESTS COMPLETED DURING THE QUARTER</b>					
<b>1</b>	Total requests closed that were opened during and before the quarter	117	99		
<b>2</b>	Total requests closed within statutory timescale that were opened during and before the quarter	105 90%	99 100%		
<b>3</b>	Total requests closed outside statutory timescale that were opened during and before the quarter	12 10%	0 0%		
<b>4</b>	Total requests closed with a permitted extension that were received during and before the quarter	0	1		
<b>5</b>	Total closed requests where information was granted in full that were opened during and before the quarter	88	68		
<b>6</b>	Total closed requests where information was withheld in full that were opened during and before the quarter	0	3		
<b>7</b>	Total closed requests where information was partially provided that were opened during and before the quarter	16	12		
<b>8</b>	Information not held/request redirected	13	16		
<b>9</b>	Total requests with a stopped clock for clarification that were received during and before the quarter that remain open because the request is on hold awaiting requestor clarification	0	0		
<b>10</b>	Total requests with a paused clock for fees notice that were received during and before the quarter	0	0		